



Republic of Liberia  
NATIONAL ELECTIONS COMMISSION



**National Tally Center Tally Report  
for the Run-off Election of the President and Vice-President  
on 08 November 2011**

15 Nov 2011 5:00 p



# Republic of Liberia NATIONAL ELECTIONS COMMISSION

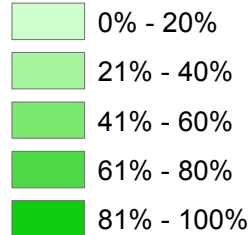


## Tally Reporting Progress, National and by County

08 November 2011 Run-Off Election Final Results of the President and Vice-President 15 Nov 2011 5:00 PM

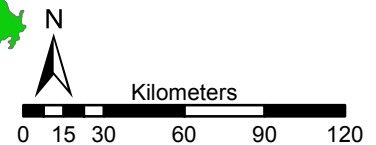
4,457 of 4,457 Polling Places Reported

### Tally Progress



National: 4,457 of 4,457 (100.00%) polling places reported

County	Stations Reported	Stations Pending	% Reported
Bomi	128	-	100.0%
Bong	420	-	100.0%
Grand Bassa	336	-	100.0%
Grand Cape Mount	146	-	100.0%
Grand Gedeh	131	-	100.0%
Grand Kru	76	-	100.0%
Lofa	378	-	100.0%
Margibi	305	-	100.0%
Maryland	133	-	100.0%
Montserrado	1,477	-	100.0%
Nimba	566	-	100.0%
Rivercess	78	-	100.0%
Sinoe	106	-	100.0%
River Gee	72	-	100.0%
Gbarpolu	105	-	100.0%
<b>National</b>	<b>4,457</b>	<b>-</b>	<b>100.0%</b>



Note: Depicted boundaries are for directional purposes only and do not indicate endorsement of Government of Liberia.



Republic of Liberia  
NATIONAL ELECTIONS COMMISSION

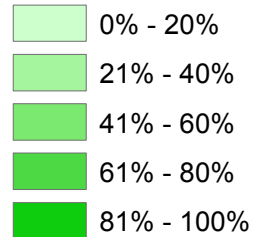


Progressive National and by County Voter's Turn Out

08 November 2011 Run-Off Election Final Results of the President and Vice-President 15 Nov 2011 5:00 PM

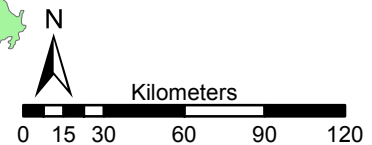
4,457 of 4,457 Polling Places Reported

Turnout



National: 694,412 (38.60%) for reported polling places

County	Voters	% Turnout
Bomi	22,428	47.1%
Bong	65,963	38.4%
Grand Bassa	30,277	24.4%
Grand Cape Mount	22,049	39.0%
Grand Gedeh	17,026	34.3%
Grand Kru	16,137	56.8%
Lofa	81,614	52.0%
Margibi	40,235	33.0%
Maryland	15,589	32.5%
Montserrado	214,690	34.1%
Nimba	120,683	52.4%
Rivercess	7,449	26.1%
Sinoe	12,747	33.6%
River Gee	10,422	35.4%
Gbarpolu	17,103	45.2%
<b>National</b>	<b>694,412</b>	<b>38.6%</b>



Note: Depicted boundaries are for directional purposes only and do not indicate endorsement of Government of Liberia.



Republic of Liberia  
NATIONAL ELECTIONS COMMISSION



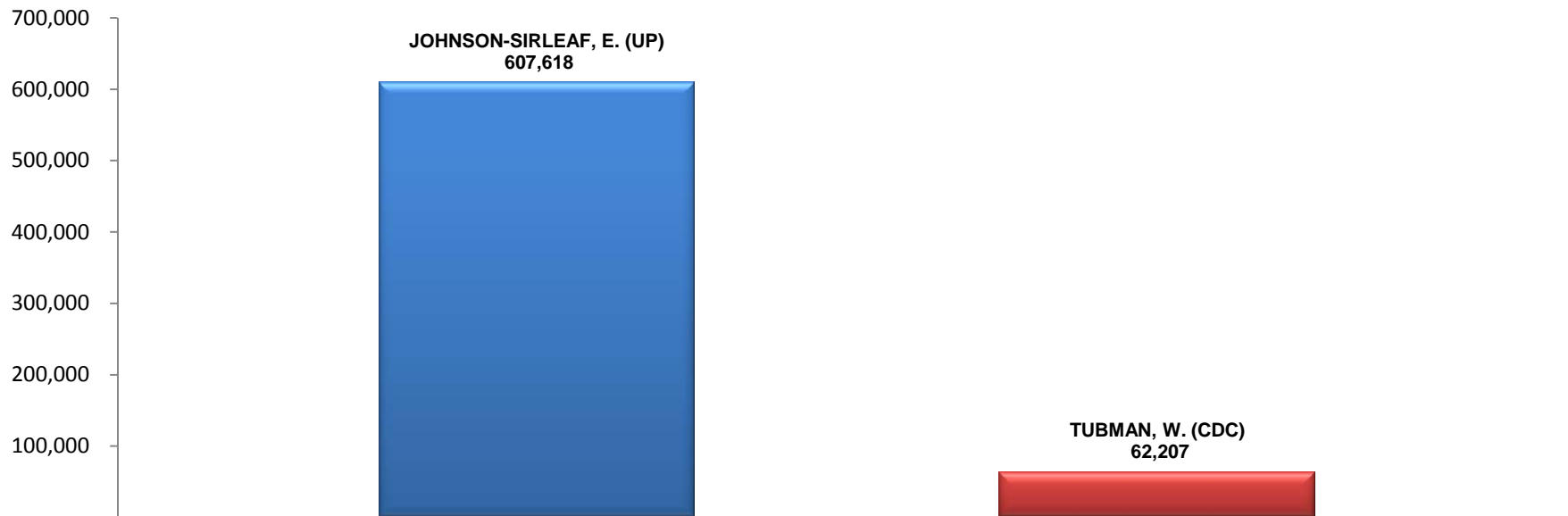
**Presidential and Vice-Presidential Run-Off Election**

08 November 2011 Run-Off Election Final Results of the President and Vice-President 15 Nov 2011 5:00 PM

4,457 of 4,457 Polling Places Reported

Presidential Candidate	Vice-Presidential Candidate	Political Party	Votes	%
<b>JOHNSON-SIRLEAF, Ellen</b>	BOAKAI, Joseph Nyema	Unity Party (UP)	607,618	90.7%
<b>TUBMAN, Winston A.</b>	WEAH, George Manneh	Congress for Democratic Change (CDC)	62,207	9.3%
<i>Total Valid Votes</i>			669,825	100.0%
<i>Invalid Votes *</i>			24,587	
<i>Total Votes</i>			694,412	

\* Invalid votes account for 3.5% of total votes.





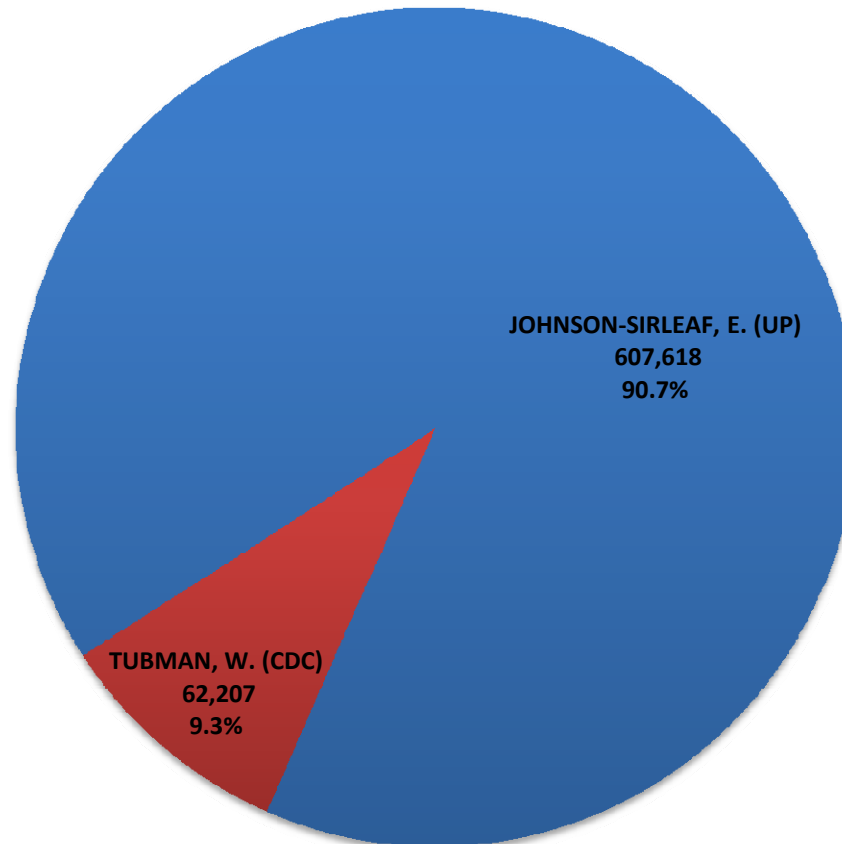
Republic of Liberia  
NATIONAL ELECTIONS COMMISSION



**Presidential and Vice-Presidential Run-Off Election**

08 November 2011 Run-Off Election Final Results of the President and Vice-President 15 Nov 2011 5:00 PM

4,457 of 4,457 Polling Places Reported





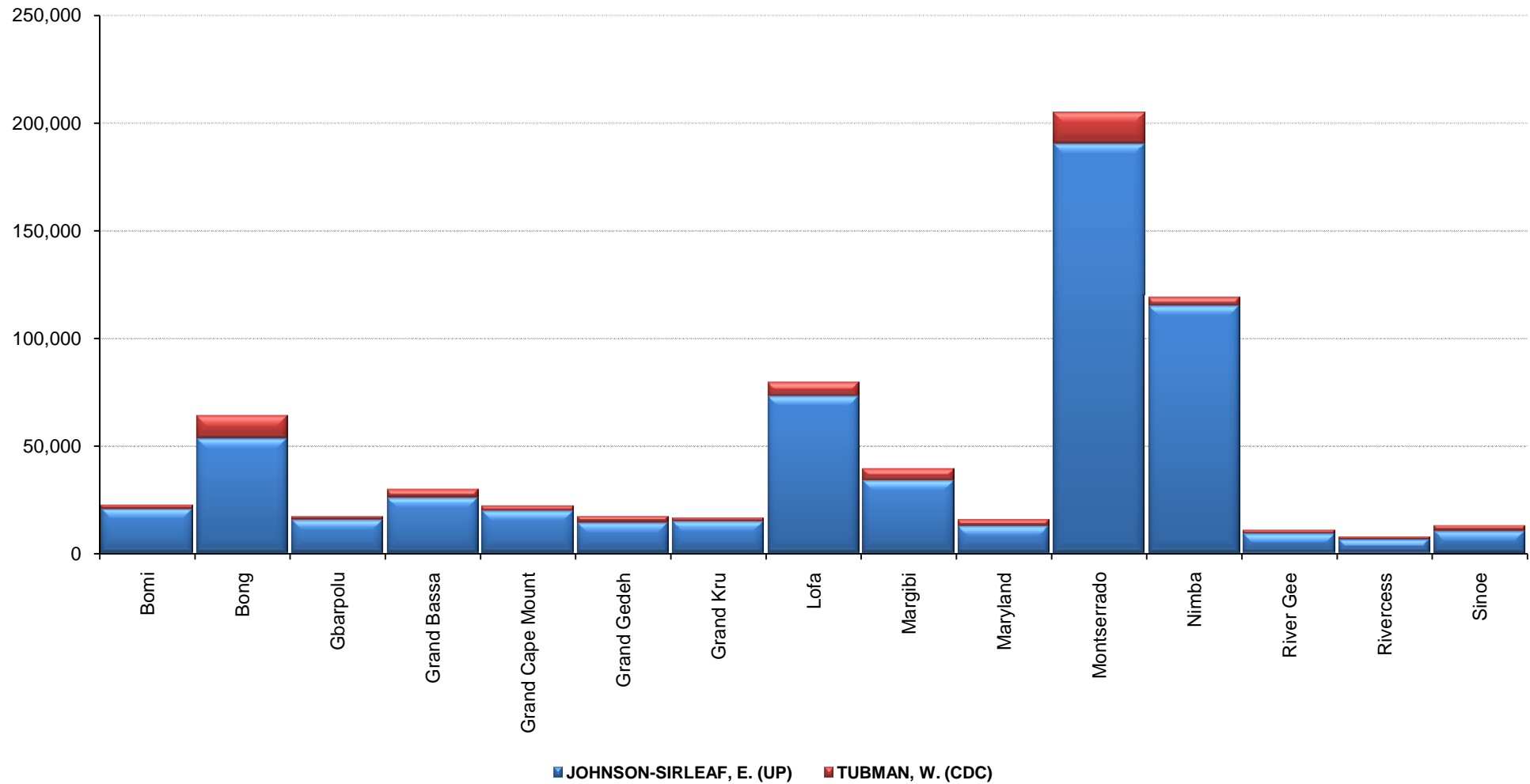
Republic of Liberia  
**NATIONAL ELECTIONS COMMISSION**



**Presidential and Vice-Presidential Run-Off Election (by County)**

08 November 2011 Run-Off Election Final Results of the President and Vice-President 15 Nov 2011 5:00 PM

4,457 of 4,457 Polling Places Reported





# Republic of Liberia NATIONAL ELECTIONS COMMISSION



## Presidential and Vice-Presidential Run-Off Election (By County)

08 November 2011 Run-Off Election Final Results of the President and Vice-President 15 Nov 2011 5:00 PM

4,457 of 4,457 Polling Places Reported

### Votes Obtained by the Candidates

Presidential Candidate	Bomi	Bong	Gbarpolu	Grand Bassa	Grand Cape Mount	Grand Gedeh	Grand Kru	Lofa	Margibi	Maryland	Montser-rado	Nimba	River Gee	Rivercess	Sinoe	Total
<i>Polling Places Reported</i>	100.0%	100.0%	100.0%	100.0%	100.0%	100.0%	100.0%	100.0%	100.0%	100.0%	100.0%	100.0%	100.0%	100.0%	100.0%	100.0%
<b>JOHNSON-SIRLEAF, Ellen</b>	<b>20,054</b>	<b>52,949</b>	<b>15,098</b>	<b>25,446</b>	<b>19,085</b>	<b>13,795</b>	<b>14,318</b>	<b>72,309</b>	<b>33,207</b>	<b>12,141</b>	<b>190,120</b>	<b>114,528</b>	<b>8,492</b>	<b>6,020</b>	<b>10,056</b>	<b>607,618</b>
<b>TUBMAN, Winston A.</b>	1,654	10,499	1,495	3,673	2,245	2,692	1,490	6,470	5,495	2,937	14,571	3,868	1,661	1,120	2,337	62,207
<i>Total Valid Votes</i>	21,708	63,448	16,593	29,119	21,330	16,487	15,808	78,779	38,702	15,078	204,691	118,396	10,153	7,140	12,393	<b>669,825</b>
<i>Invalid Votes</i>	720	2,515	510	1,158	719	539	329	2,835	1,533	511	9,999	2,287	269	309	354	<b>24,587</b>
<i>Total Votes</i>	22,428	65,963	17,103	30,277	22,049	17,026	16,137	81,614	40,235	15,589	214,690	120,683	10,422	7,449	12,747	<b>694,412</b>

### Percentage of Votes Obtained by the Candidates

Presidential Candidate	Bomi	Bong	Gbarpolu	Grand Bassa	Grand Cape Mount	Grand Gedeh	Grand Kru	Lofa	Margibi	Maryland	Montser-rado	Nimba	River Gee	Rivercess	Sinoe	Total
<i>Polling Places Reported</i>	100.0%	100.0%	100.0%	100.0%	100.0%	100.0%	100.0%	100.0%	100.0%	100.0%	100.0%	100.0%	100.0%	100.0%	100.0%	100.0%
<b>JOHNSON-SIRLEAF, Ellen</b>	<b>92.38%</b>	<b>83.45%</b>	<b>90.99%</b>	<b>87.39%</b>	<b>89.47%</b>	<b>83.67%</b>	<b>90.57%</b>	<b>91.79%</b>	<b>85.80%</b>	<b>80.52%</b>	<b>92.88%</b>	<b>96.73%</b>	<b>83.64%</b>	<b>84.31%</b>	<b>81.14%</b>	<b>90.7%</b>
<b>TUBMAN, Winston A.</b>	7.62%	16.55%	9.01%	12.61%	10.53%	16.33%	9.43%	8.21%	14.20%	19.48%	7.12%	3.27%	16.36%	15.69%	18.86%	9.3%
<i>Total Valid Votes</i>	21,708	63,448	16,593	29,119	21,330	16,487	15,808	78,779	38,702	15,078	204,691	118,396	10,153	7,140	12,393	<b>669,825</b>
<i>Invalid Votes</i>	720	2,515	510	1,158	719	539	329	2,835	1,533	511	9,999	2,287	269	309	354	<b>24,587</b>
<i>Total Votes</i>	22,428	65,963	17,103	30,277	22,049	17,026	16,137	81,614	40,235	15,589	214,690	120,683	10,422	7,449	12,747	<b>694,412</b>
<i>Invalid votes as % of total votes</i>	3.2%	3.8%	3.0%	3.8%	3.3%	3.2%	2.0%	3.5%	3.8%	3.3%	4.7%	1.9%	2.6%	4.1%	2.8%	<b>3.5%</b>

= Leading Candidate